

Your Guide to Staying Healthy in the U.S.

• Emergency vs. Non-Emergency

- **Emergency** = life-threatening → Go to **ER** (Emergency Room)
- **Non-Emergency** = common illness/injury → Use urgent care, student health center, or a doctor in the PPO network

MYINSURANCE

• Your Insurance Accounts

- Compass Student Insurance (MyInsurance Portal):
 - View your plan details, ID card, contact info, and provider search
 - Register at: www.esecutive.com/MyInsurance
- Cigna Envoy Account
 - Access to doctors, telemedicine, translation help, and claims info
 - Register at: www.CignaEnvoy.com

• Know Your Costs


| | |
|-----------------------|-------|
| ER Visit Copay | \$100 |
| Doctor Visit Copay | \$20 |
| Urgent Care Copay | \$20 |
| Student Health Center | \$0 |

• Find a Doctor (PPO Network)

- Open Access Plus (OAP), a Cigna Network PPO Network → Choose in-network doctors to save money!
- Search online or in your account before making an appointment



FOLLOW US ON 



Hi, I'm Agent BeWell, let's connect!

• Pre-Authorization Required



- For certain medical services (like surgery, overnight hospital stays, or advanced tests), your insurance must approve it before you get care.
- Always call the number on your ID card first to avoid surprise bills.

Quick Steps to Get Started

1. Create your [MyInsurance](#) portal account
2. Create your [Cigna Envoy](#) account
3. Save your digital ID card
4. Find your nearest urgent care & primary care doctor
5. Complete the [Healthcare Bootcamp](#)

More info on your Student Insurance



Contact Compass Student Insurance
 info@compassstudentinsurance.com
 +1 781 356 1999

Healthcare Bootcamp!

